

E-předškoláci.cz

ZÁSOBY NA ZIMU



Mgr. Lenka Rybáčková


Zásoby na zimu


Věk: 3 - 7 let.



Pomůcky: Karty (viz níže), tiskárna, laminovačka, laminovací fólie, nůžky, žaludy, oříšky, větvičky, mech .



Postup: Paní učitelka/rodič vytiskne a zalaminuje jednotlivé karty. Děti přikládají na kartu tolik oříšků/žaludů, kolik je na kartě napsáno.


















































































5








6











Mohlo by se ještě hodit:

